

# X2 Truggy Set-up Sheet

Driver: \_\_Matt Gosch\_\_

Track: \_\_HCRC Indoor Danville, Indiana\_\_

Air Temp: \_\_\_\_\_

| Track Size                                 | Traction                                 | Surface                                    |
|--|--|--|
| <input type="checkbox"/> open              | <input checked="" type="checkbox"/> High | <input checked="" type="checkbox"/> Smooth |
| <input checked="" type="checkbox"/> Medium | <input type="checkbox"/> Medium          | <input type="checkbox"/> Medium            |
| <input type="checkbox"/> Tight             | <input type="checkbox"/> Low             | <input type="checkbox"/> Bumpy             |

## Front Suspension

Shock Spring: \_\_Grey\_\_

Shock Piston:  Std 1.4 x 6  Drilled

Shock Oil wt: \_\_50 wt Losi\_\_

Shock Length (Center to Center) \_\_\_\_\_

Toe-IN:  \_\_\_\_\_

Toe-Out:  1 degree

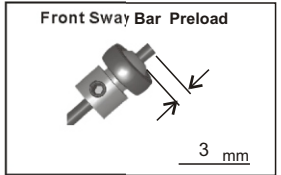
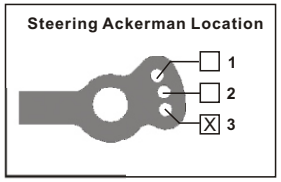
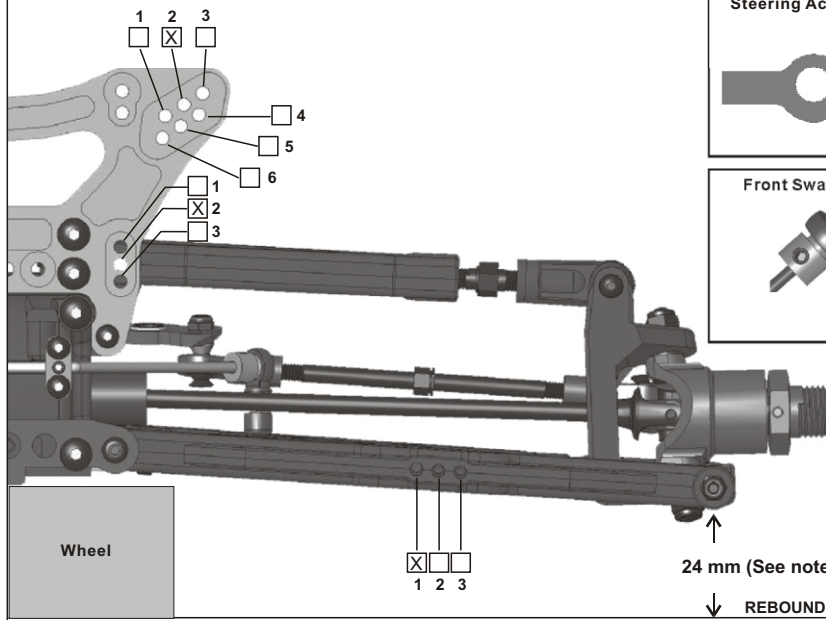
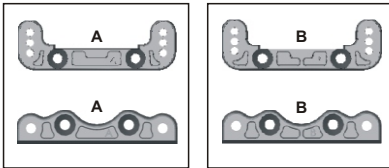
Front Ride Height: Arms Level

Sway Bar:  2mm  2.3mm  2.5mm

Camber:  Neg: 2 Degree

Pos: \_\_\_\_\_

Caster Block:  A/A  B/B



Notes: \_\_Front and rear-Rebound stop measured using buggy wheel. Measure at rear (lowest part) of arm.

## Rear Suspension

Shock Spring: \_\_Blue\_\_

Shock Piston:  Std 1.4 x 6  Drilled

Shock Oil wt: \_\_40 wt Losi\_\_

Shock Length (Center to Center) Use Long End

Rear Ride Height: Arms level

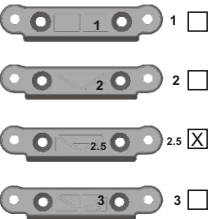
Sway Bar:  2.3mm  2.5mm  2.8mm  
 \_\_\_\_\_  None

Camber:  Neg: 3 Degree

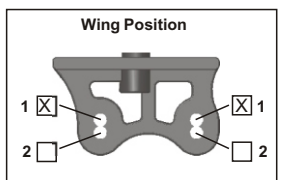
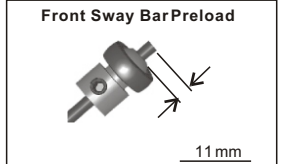
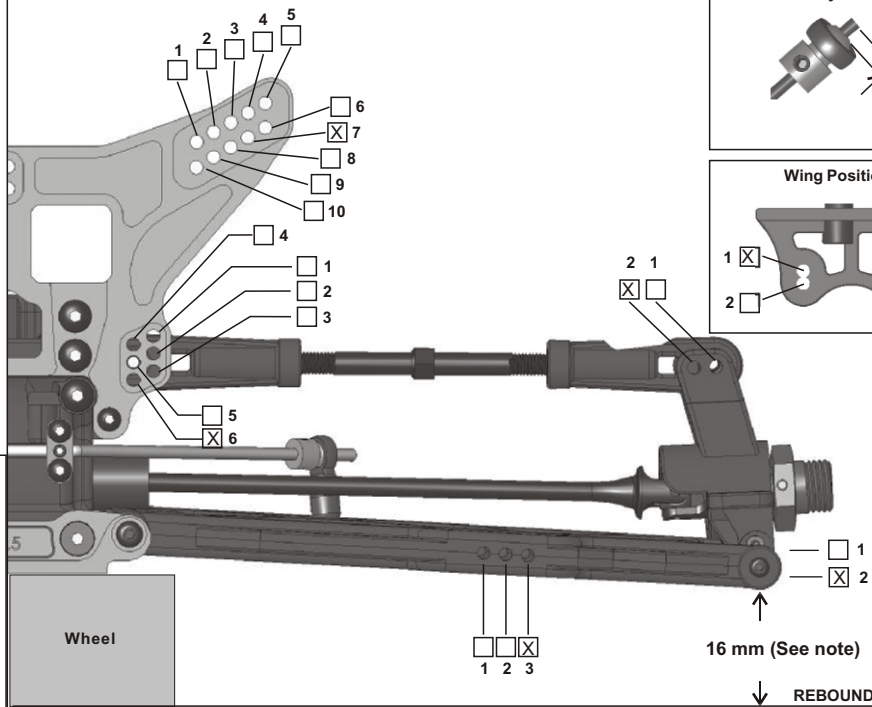
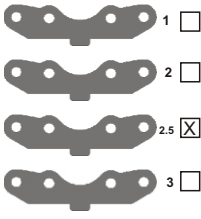
Pos: \_\_\_\_\_

Rear Hub/Wheelbase:  Forward  Middle  Back

Rear Toe-In Plate



Anti-Squat Plate



## Differential

Front Type:  STD  Torsen Oil 20\_K

Center Type:  STD  Torsen Oil 30\_K

Rear Type:  STD  Torsen Oil 5\_K

## Tires

Front Type: Proline Holeshoot Compound M3 Foam: Std

Rear Type: Proline Holeshoot Compound M3 Foam: Std

Note: \_\_\_\_\_

## Engine

Type: EB-GO-M5

Head Clearance \_\_\_\_\_ Port: \_\_\_\_\_

Pipe: Novarossi 086

Fuel: Byrons Pro Driver 30%

Plug OD97  Turbo  Normal

## CLUTCH

Shoe Brand: Jammin Compound: \_\_\_\_\_  ALUM:  Blue  Red

Spring Brand: Jammin Tension 1.1mm

Gearing:  13T 14T TO 46T  48T

Note: \_\_\_\_\_

Clutch Shoes:

2 Shoes

3 Shoes

4 Shoes