

X2-CR PRO Set-Up Sheet

Driver: CHAD BRADLEY

Indoor Mapson Race, Wa.

Date: 10/2008

Track: /

AirTemp: 80 F C

TRACK: SIZE TRACTION: SURFACE:

OPEN
 MEDIUM
 TIGHT

HIGH
 MEDIUM
 LOW

DUST
 MEDIUM
 BUMPY

Front Suspension

Shock Spring: Blue

Shock Piston: Standard Drilled 1.4

Shock Oil wt: 42.5 Losi

Shock Length (Center to Center) _____ mm

Toe-IN: _____

Toe-Out: 1

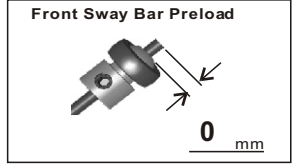
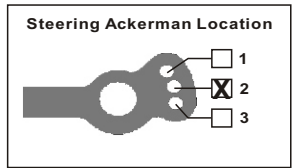
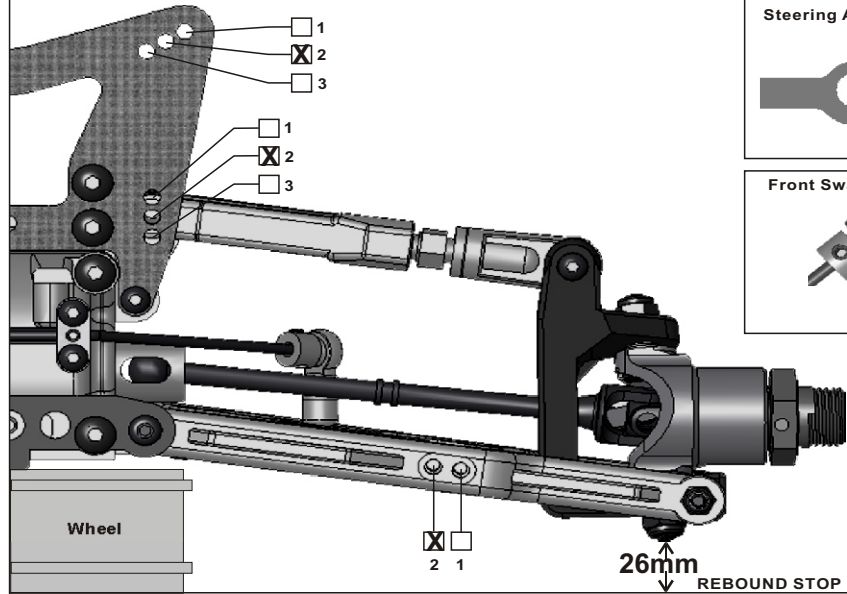
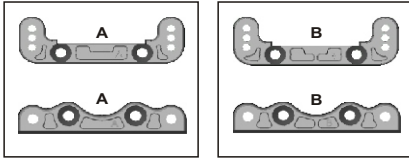
Front Ride Height: Arms level mm

Sway Bar: 2mm 2.3mm 2.5mm
 _____ None

Camber: Neg: 2

Pos: _____

Caster Block: A/A B/B



Notes: Rebound stop - measured from rear of front arm (opposite of picture)

Rear Suspension

Shock Spring: White

Shock Piston: Standard Drilled 1.3

Shock Oil wt: 30 Losi

Shock Length (Center to Center) _____ mm

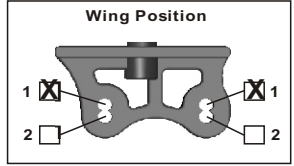
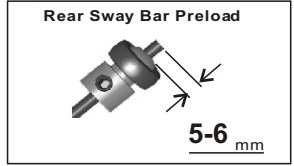
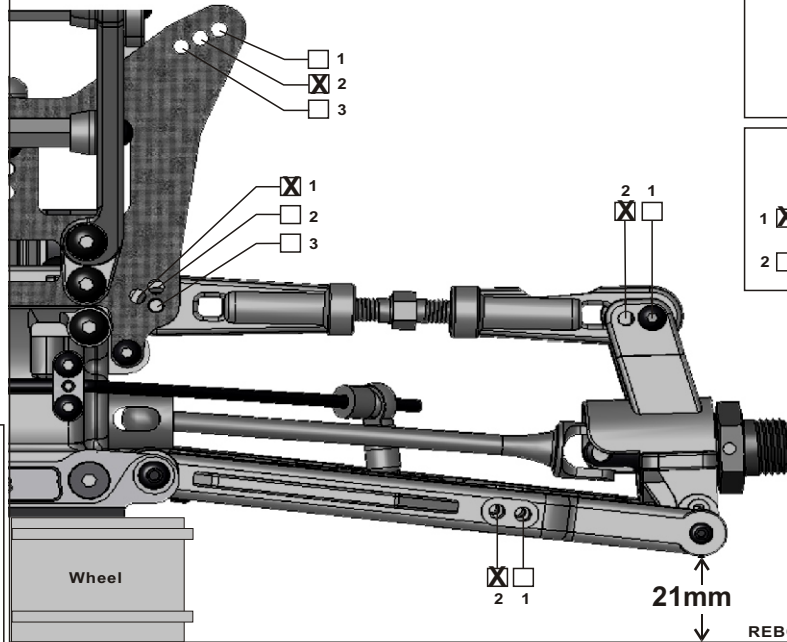
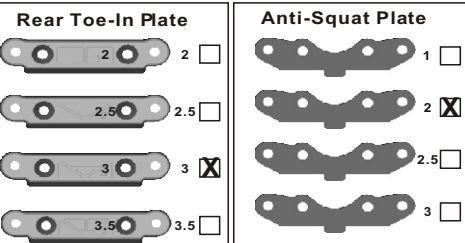
Rear Ride Height: Arms level mm

Sway Bar: 2.3mm 2.5mm 2.8mm
 _____ None

Camber: Neg: 3

Pos: _____

Rear Hub/Wheelbase: Forward Middle
 Back



Differential

Front Type: STD Torsen Oil: 3 K

Center Type: STD Torsen Oil: 3 K

Rear Type: STD Torsen Oil: 3 K

Tires

Front Type: PL Holeshot v3 Compound M3 Insert Foam: STD

Rear Type: PL Holeshot v3 Compound M3 Insert Foam: STD

Note: _____

Engine

Type: OS Speed Port: _____

Plug: P3 Normal Turbo

Head Clearance: _____

Pipe: OS 2060

Fuel Brand: Werks / 30 %

CLUTCH

Shoe Brand: Jammin Compound Red ALUM: Blue Purple

Spring Brand: Jammin Tension 1.0 x 2, 1.1 x 1 mm

Gearing: 16T 17T To 44T 45T

Note: _____

Clutch Shoes:

2 Shoe

3 Shoe

4 Shoe
