

X2-CR PRO Set-Up Sheet

Driver: Matt Gosch

HCRC Indoor Danville, Indiana

Date: 2/2009

Track:

Air Temp:

F C

TRACK: SIZE

TRACTION:

SURFACE:

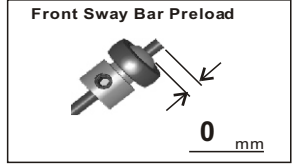
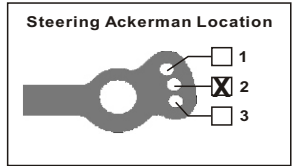
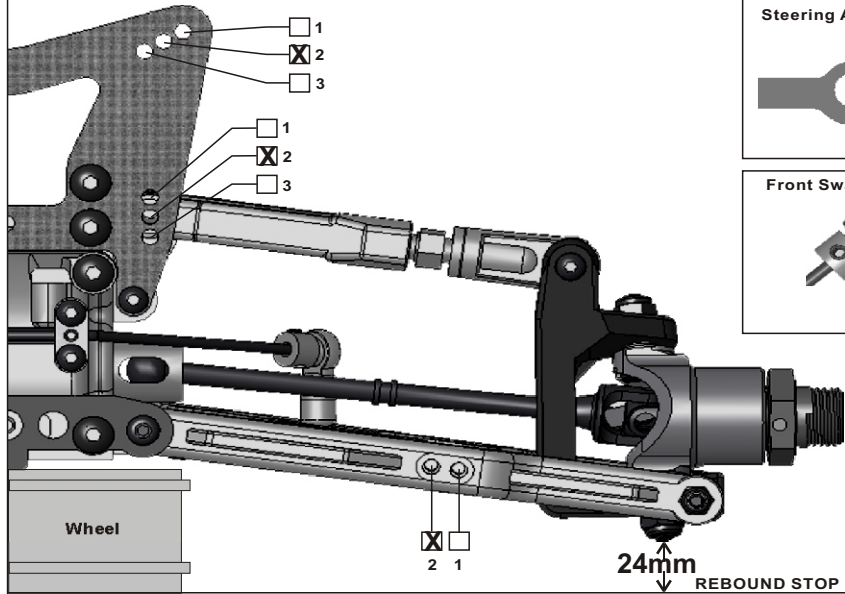
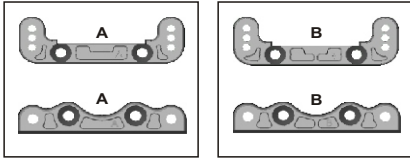
- OPEN
 MEDUM
 TIGHT

- HIGH
 MEDIUM
 LOW

- DUST
 MEDUM
 BUMPY

Front Suspension

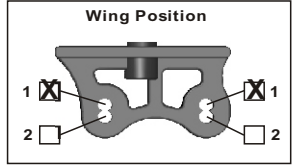
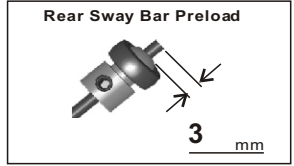
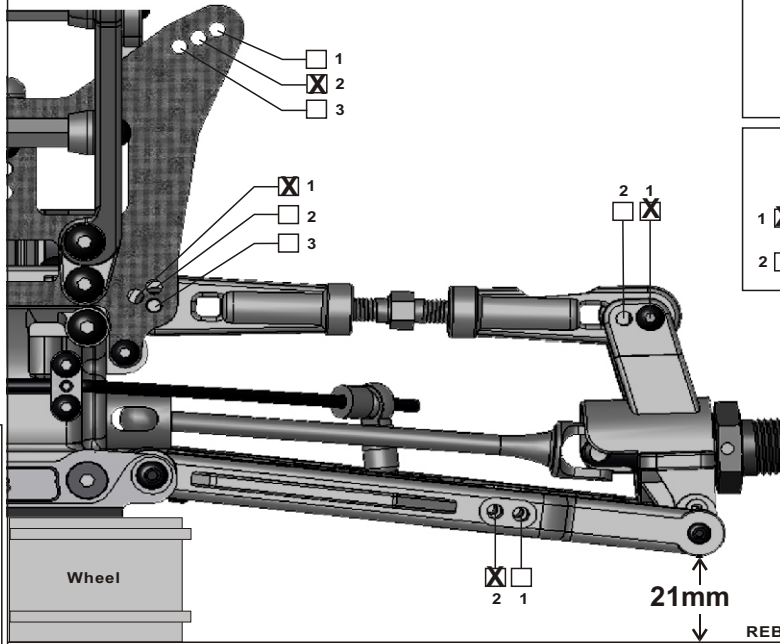
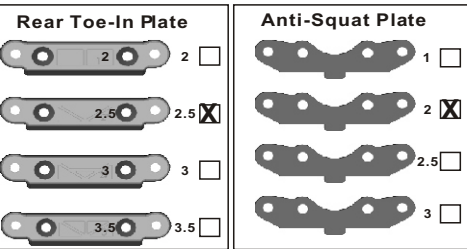
Shock Spring: Blue
 Shock Piston: Standard Drilled 1.2
 Shock Oil wt: 22.5 Losi
 Shock Length (Center to Center) mm
 Toe-IN:
 Toe-Out: 1
 Front Ride Height: Arms level mm
 Sway Bar: 2mm 2.3mm 2.5mm
 2.8 None
 Camber: Neg: 2
 Pos:
 Caster Block: A/A B/B



Notes: Rebound stop - measured from rear of front arm (opposite of picture)

Rear Suspension

Shock Spring: White
 Shock Piston: Standard Drilled 1.2
 Shock Oil wt: 20 Losi
 Shock Length (Center to Center) mm
 Rear Ride Height: Arms level mm
 Sway Bar: 2.3mm 2.5mm 2.8mm
 None
 Camber: Neg: 3
 Pos:
 Rear Hub/Wheelbase: Forward Middle
 Back



Differential

Front Type: STD Torsen Oil: 7 K
 Center Type: STD Torsen Oil: 7 K
 Rear Type: STD Torsen Oil: 3 K

Tires

Front Type: PL Inside Job Compound M3 Insert Foam: STD
 Rear Type: PL Inside Job Compound M3 Insert Foam: STD
 Note:

Engine

Type: EB-GO M5 Port:
 Plug: OD 97 Normal Turbo
 Head Clearance:
 Pipe: Novarossi 053
Byrons Pro Driver 30 %
 Fuel Brand:

CLUTCH

Shoe Brand: Jammin Compound Red ALUM: Blue Purple
 Spring Brand: Jammin Tension 1.1 x 3 mm
 Gearing: 16T 17T To 44T 45T
 Note:

Clutch Shoes:

- 2 Shoe
 3 Shoe
 4 Shoe